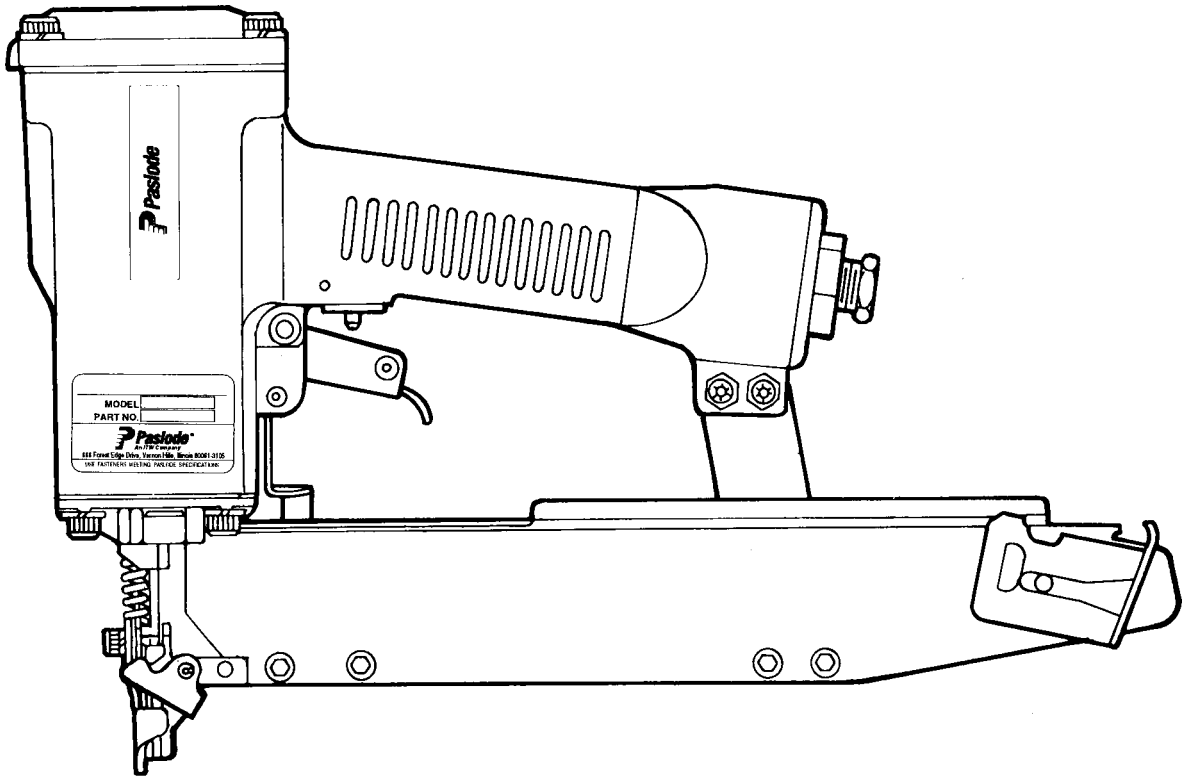




MODEL 3150/38 N18
STAPLER



TOOL SCHEMATIC AND PARTS

IMPORTANT!
DO NOT DESTROY

Always refer to safety and operating manuals, #403606, #405218 and #405222 for detailed information on this tool. It is the customer's responsibility to have all operators and service personnel read and understand this information.

PARTS LEGEND 3150/38 N18, 403220

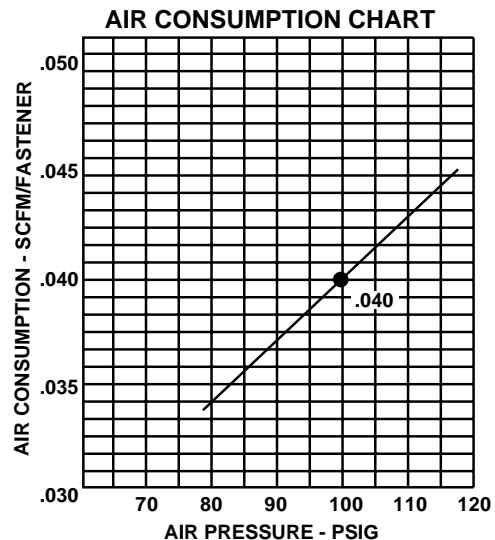
1	091362	4	Socket Head Capscrew, 1/4 - 20 x 1-1/2"
2	002187	4	Lock Washer, 1/4"
3	404242	1	Air Diffuser
4	006310	1	Socket Head Capscrew, #6 - 32 x 1/2"
6	402704	1	Cap
7	402717	1	Conical Spring
8	404230	1	Retaining Ring
*9	091537	1	"O" Ring, Main Valve Assembly
10	404122	1	Upper Valve Piston
11	404055	1	Post, Main Valve
*12	404256	1	"O" Ring, Main Valve Post
*13	402723	1	"O" Ring, Piston
14	403563	1	Piston
15	403582	1	Jam Nut
*16	403727	1	Driver Blade
17	402725	1	Seal, Sleeve
18	405245	1	Sleeve
*19	402728	1	"O" Ring, Sleeve
*20	402729	1	"O" Ring, Sleeve
21	403854	1	Retainer, Bumper
*22	403853	1	Bumper
23	403222	1	Seal, Driver Blade
*24	402707	1	Gasket, Cap
25	402701	1	Housing
26	404939	2	Logo, Housing
27	500692	1	Nameplate
28	402708	1	Gasket, Flange
29	402706	1	Flange
▲30	091545	4	Socket Head Capscrew, 1/4 - 20 x 7/8"
31	405144	1	Trigger
32	402079	1	Pin, Trigger
33	404325	1	Stop Nut #8 - 32
34	404054	1	Seal, Main Valve
*35	090927	1	"O" Ring
*36	092775	1	"O" Ring
37	026133	2	Roll Pin, 1/8" Dia. x 1" Lg.
38	401958	1	Valve Body
39	092174	1	"O" Ring, Valve Body
40	097746	1	Valve Pin
41	097748	1	Spring, Valve Pin
42	091591	1	"O" Ring, End Plug
43	401940	1	End Plug
44	091622	1	Reducing Pipe Bushing
45	004502	4	Socket Head Capscrew, #10 - 32 x 5/8"
46	092037	5	Lock Nut, #10 - 32
47	403219	1	Rail Bracket
48	403716	2	Socket Head Capscrew, #10 - 32 x 5/16"
50	402629	2	Hardened Washer
51	402794	1	Intermediate Work Contacting Element
*52	402738	1	Spring
53	403379	1	Work Contacting Element
*54	402734	1	Spring
55	403214	1	Front Guide
56	404698	2	Roll Pin Assembly
57	403213	1	Back Plate
58	402730	1	Pivot Pin, Front Guide
59	092178	1	Roll Pin, 5/32" Dia. x 1" Lg.
60	405078	1	Spring, Front Guide Latch
61	403215	1	Latch, Front Guide
**62	500459	1	Warning Sign
63	403753	1	Rail Cover Assembly
64	403218	1	Rail
65	403376	1	Spacer, Rail Cover
66	403380	2	Spacer, Rail to Bracket
67	403221	1	Follower
68	080326	2	Socket Head Capscrew, #10-32 x 1"
69	009059	3	Socket Head Capscrew, #10 - 32 x 3/4"
70	403217	1	Extension Spring, Follower
71	091447	4	Flat Washer
72	404243	4	Spacer, Diffuser
*73	092773	1	"O" Ring
74	404056	1	Lower Valve Piston
75	405147	1	Lever, Trigger
76	005849	1	Roll Pin
79	091966	1	O-Ring
80	405243	1	Flange
81	500488	1	Grip, Handle

* Denotes normal wear items.


** Make sure warning label (500457) is properly affixed. Replace if necessary. Label available at no charge through the Service Dept.

▲ Apply Loctite 242 (Blue) Part No. 093500

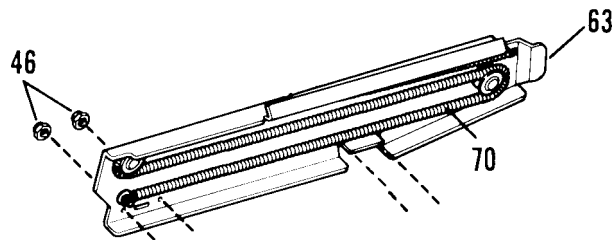

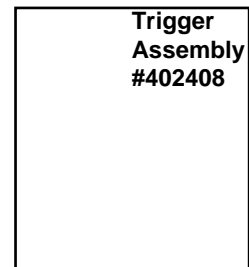

➔ Denotes new change.



3150/38 N18
403220



Cap
Assembly
#402709



 **Warning**

All parts must be periodically inspected and replaced if worn or broken. Failure to do this can affect the tool's operation and present a safety hazard.

